

1 Quantitate DNA (Optional)

Run Information

Date	
Time	
Operator	

Robot Information

Robot ID	
----------	--

WG#-DNA Plate

Plate 1 ID	
Plate 2 ID	
Plate 3 ID	

Standard DNA Plate

Plate ID	
----------	--

QNT Plate

Plate 1 ID	
Plate 2 ID	
Plate 3 ID	

Comments	
----------	--

2 Amplify DNA (Pre-Amp)

Run Information

Date	
Time	
Operator	

Robot Information

Robot ID	
Plate Position on Robot Bed	

Batch Information

Batch Number	
Number of Samples	

Plates

WG#-DNA Plate ID	
MSA3 Plate ID	

Reagent Lot Numbers and Bar Codes

MA1	
MA2	
MSM	
0.1N NaOH	

- Vortex plate at 1600 rpm for 1 minute.
- Centrifuge plate to 280 × g at 22°C for 1 minute.
- Centrifuge plate to 280 × g at 22°C for 1 minute.

Comments

WG#-DNA Sample IDs

Columns 1 - 4 of the Microtiter Plate

	1	2	3	4
A				
B				
C				
D				
E				
F				
G				
H				

Columns 5 - 8 of the Microtiter Plate

	5	6	7	8
A				
B				
C				
D				
E				
F				
G				
H				

Columns 9 - 12 of the Microtiter Plate

	9	10	11	12
A				
B				
C				
D				
E				
F				
G				
H				

3 Incubate DNA (Post-Amp)

Incubate in Hyb Oven for 20-24 Hours at 37°C.

Start Time	
Stop Time	

4 Fragment DNA (Post-Amp)

Run Information

Date	
Time	
Operator	

Robot Information

Robot ID	
Plate Position on Robot Bed	

Reagent Lot Numbers and Bar Codes

FMS	
-----	--

- Centrifuge tubes to 280 × g.
- Centrifuge plate to 50 × g for 1 minute.
- Vortex plate at 1600 rpm for 1 minute.
- Centrifuge plate to 50 × g for 1 minute.

Heat Block at 37°C for One Hour

Start Time	
Stop Time	

Comments	
----------	--

5 Precipitate DNA (Post-Amp)

Run Information

Date	
Time	
Operator	

Robot Information

Robot ID	
Plate Position on Robot Bed	

Reagent Lot Numbers and Bar Codes

PM1	
100% 2 Propanol	
100% 2 Propanol Date Opened	

Centrifuge plate to 280 × g for 1 minute.

Vortex plate at 1600 rpm for 1 minute.

Incubate at 37°C for 5 minutes.

Start Time	
Stop Time	

Centrifuge plate to 50 × g for 1 minute.

Incubate at 4°C for 30 minutes.

Start Time	
Stop Time	

Centrifuge plate to 3000 × g at 4°C for 20 minute.

Air Dry at 22°C for 1 Hour

Start Time	
Stop Time	

Comments

6 Resuspend DNA (Post-Amp)

Run Information

Date	
Time	
Operator	

Robot Information

Robot ID	
Plate Position on Robot Bed	

Reagent Lot Numbers and Bar Codes

RA1	
-----	--

- Vortex plate at 1800 rpm for 1 minute.
- Centrifuge plate to $280 \times g$.

Comments

7 Hybridize DNA (Post-Amp)

Run Information

Date	
Time	
Operator	

Robot Information

Robot ID	
----------	--

Reagent Lot Numbers and Bar Codes

PB2	
-----	--

Heat Block at 95°C for 20 minutes

Start Time	
Stop Time	

MSA3 plate cool down for 30 minutes at room temperature

Centrifuge MSA3 plate to 280 × g

Robot Information

Plate Position on Robot Bed	
-----------------------------	--

BeadChip 1 Serial Number and Position	
BeadChip 2 Serial Number and Position	
BeadChip 3 Serial Number and Position	
BeadChip 4 Serial Number and Position	

Centrifuge MSA3 plate to 280 × g.


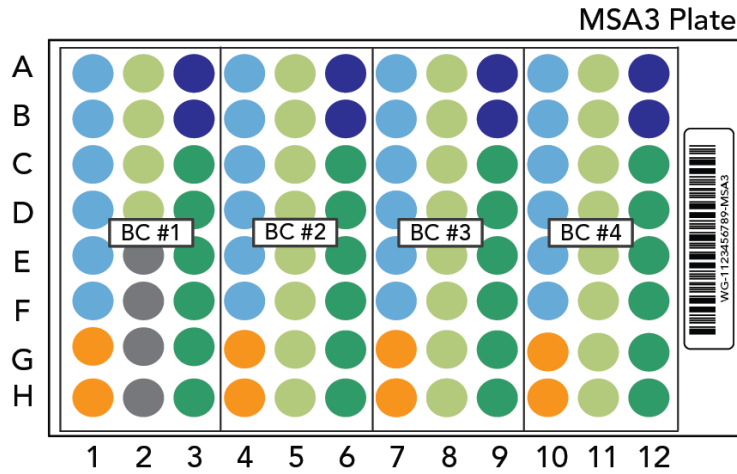
Hyb Oven Incubation at 48°C for 16 to 24 hours

Start Time	
Stop Time	

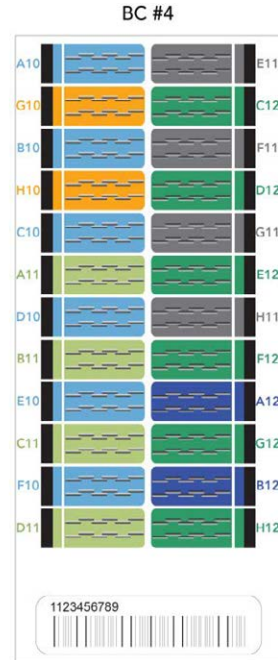

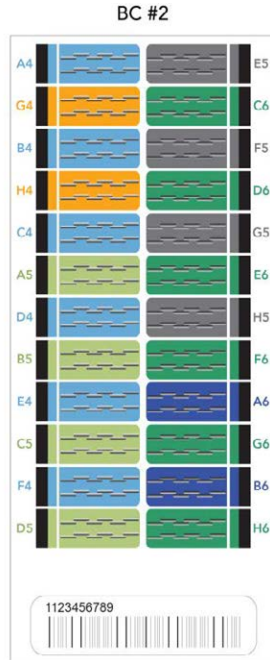
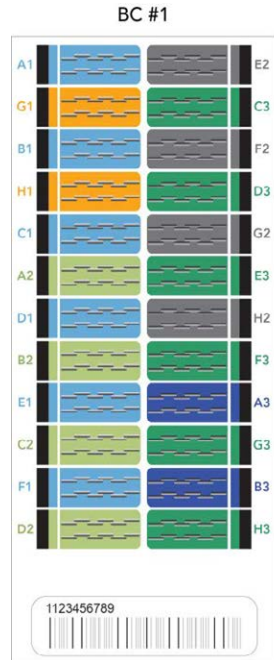
Comments	
----------	--

Track BeadChips 1-4 for the 24x1 HTS BeadChip

Adjustable Spacer Multi-Channel Pipette



Sample Section Naming Diagram



8 Wash BeadChip (Post-Amp)

Run Information

Date	
Time	
Operator	

Reagent Lot Numbers and Bar Codes

PB1	
-----	--

Comments

9 Extend and Stain (XStain) BeadChip (Post-Amp)

Run Information

Date	
Time	
Operator	

Robot Information

Robot ID	
----------	--

Reagent Lot Numbers and Bar Codes

RA1	
LX1	
LX2	
EML	
XC3	
SML	
SML Temperature	
ATM	
PB1	
XC4	
Alconox Powder Detergent	
EtOH	
EtOH Date Opened	
95% formamide/1mM EDTA	

Dry in Desiccator > 675 mm Hg (0.9 bar) for 50-55 minutes

Start Time	
Stop Time	

Comments

10 Image BeadChip (Post-Amp)

Run Information

Operator	
----------	--

BeadChip 1

Barcode Number	
Scanner ID	
Image Date	

BeadChip 2

Barcode Number	
Scanner ID	
Image Date	

BeadChip 3

Barcode Number	
Scanner ID	
Image Date	

BeadChip 4

Barcode Number	
Scanner ID	
Image Date	

Comments	
----------	--